



District Report Card: 2017


State: Assam	District: Cachar
Class: 8	Subject: Language
Schools: 51	Students: 1295


Participation/Coverage


Students

GENDER 	Boys		Girls	
	Number	%	Number	%
	638	49.27	657	50.73

AREA 	Rural		Urban	
	Number	%	Number	%
	1125	86.87	170	13.13

CATEGORY 	SC		ST		OBC		GEN	
	Number	%	Number	%	Number	%	Number	%
	352	27.18	35	2.70	379	29.27	529	40.85

CWSN 	LD	VI	HI	S&LD	ID	Oth
	0	3	0	1	0	67

Management 	Government		Government-aided	
	Number	%	Number	%
	1131	87.34	164	12.66

Average Performance of Students in Language (%)

Overall	Gender		Area		Management		Social Group			
	Male	Female	Rural	Urban	Govt.	Aided	SC	ST	OBC	GEN
58.62	59.61	57.65	58.14	61.76	59.59	51.87	60.66	60.38	55.64	59.27

Performance on Learning Outcomes (LOs)

Learning Outcomes	Description	Average Performance(%)
L813	Read textual/non-textual materials with comprehension and identifies the details, characters, main idea and sequence of ideas and events while reading	58.62

Range of Performance of Students who Answered Correctly							
Below 30%		30% - 50%		50% - 75%		Above 75%	
Number	%	Number	%	Number	%	Number	%
156	12.05	315	24.32	503	38.84	321	24.79

Lowest Performing Learning Outcomes (LOs)

1 - Read textual/non-textual materials with comprehension and identifies the details, characters, main idea and sequence of ideas and events while reading (58.62)